







INFRASTRUCTURE AVAILABILITY

4th QUARTER 2022

		LIS	LIS	OPO	FAO	FNC	PDL
		PEAK	OFF PEAK				
	RUNWAY	● 100%	● 100%	● 100%	● 100%	● 100%	● 100%
	STANDS	● 100%	● 100%	● 100%	● 100%	● 100%	● 100%
	Departures	● 100%	● 100%	● 100%	● 100%	● 100%	● 100%
	Transfers	● 100%	● 100%				
	Arrivals	● 100%	● 99,99%	● 100%	● 100%	● 100%	● 100%
	HBS	● 99,96%	● 99,96%	● 99,99%	● 100%	● 100%	● 99,97%
	SSBD	● 99,86%	● 99,91%				
	CUPPS	● 100%	● 100%	● 100%	● 100%	● 100%	● 100%
	GO	● 100%	● 100%	● 100%	● 100%	● 100%	● 100%
	FIDS	● 100%	● 100%	● 100%	● 100%	● 100%	● 100%
	BOARDING BRIDGES	● 99,97%	● 99,95%	● 100%	● 99,95%		

INFRASTRUCTURE AVAILABILITY

4th QUARTER 2022

		LIS	LIS	OPO	FAO	FNC	PDL
		PEAK	OFF PEAK				
	BAGGAGE CLAIM						
	First baggage % baggage delivered in x minutes	● 88,66%	● 87,42%	● 87,55%	● 89,75%	● 97,51%	● 95,49%
	Last baggage % baggage delivered in x minutes	● 82,59%	● 85,39%	● 97,19%	● 96,18%	● 95,13%	● 98,63%
	HAND BAGGAGE & PASSENGER SECURITY CONTROL						
	% passengers processed in x min	● 99,30	● 95,24%	● 96,90%	● 98,96%	● 98,19%	● 98,26%
	PEOPLE MOVERS						
	Escalators	● 99,59%	● 99,64%	● 99,99%	● 100%		● 99,17%
	Travelators	● 99,81%	● 99,90%	● 100%	● 100%		
	Elevators	● 97,61%	● 97,70%	● 99,95%	● 100%	● 99,71%	● 99,99%