









INFRASTRUCTURE AVAILABILITY

2nd QUARTER 2023

		LIS	LIS	OPO	FAO	FNC	PDL
		PEAK	OFF PEAK				
	RUNWAY	● 100%	● 100%	● 100%	● 100%	● 100%	● 100%
	STANDS	● 100%	● 100%	● 100%	● 100%	● 100%	● 100%
	Departures	● 100%	● 100%	● 100%	● 100%	● 100%	● 100%
	Transfers	● 100%	● 100%				
	Arrivals	● 99,99%	● 99,99%	● 100%	● 100%	● 100%	● 100%
	HBS	● 99,86%	● 99,74%	● 100%	● 100%	● 99,99%	● 100%
	SSBD	● 99,71%	● 99,74%				
	CUPPS	● 100%	● 100%	● 100%	● 100%	● 100%	● 100%
	GO	● 100%	● 100%	● 100%	● 100%	● 100%	● 100%
	FIDS	● 100%	● 100%	● 100%	● 100%	● 100%	● 100%
	BOARDING BRIDGES	● 99,88%	● 99,96%	● 99,98%	● 99,99%		

INFRASTRUCTURE AVAILABILITY

2nd QUARTER 2023

		LIS	LIS	OPO	FAO	FNC	PDL
		PEAK	OFF PEAK				
	BAGGAGE CLAIM						
	First baggage % baggage delivered in x minutes	● 86,73%	● 90,38%	● 87,03%	● 89,63%	● 95,73%	● 98,54%
	Last baggage % baggage delivered in x minutes	● 79,79%	● 86,91%	● 97,55%	● 95,27%	● 98,35%	● 96,28%
	HAND BAGGAGE & PASSENGER SECURITY CONTROL						
	% passengers processed in x min	● 99,11%	● 94,54%	● 97,24%	● 99,64%	● 97,98%	● 99,60%
	PEOPLE MOVERS						
	Escalators	● 98,75%	● 98,93%	● 99,98%	● 100%	● 99,75%	
	Travelators	● 98,78%	● 98,95%	● 99,98%	● 100%		
	Elevators	● 98,16%	● 98,18%	● 99,99%	● 100%	● 99,88%	● 100%