









INFRASTRUCTURE AVAILABILITY

3rd QUARTER 2023

		LIS	LIS	OPO	FAO	FNC	PDL
		PEAK	OFF PEAK				
	RUNWAY	● 100%	● 100%	● 100%	● 100%	● 100%	● 100%
	STANDS	● 100%	● 100%	● 100%	● 100%	● 100%	● 100%
	Departures	● 100%	● 100%	● 100%	● 100%	● 100%	● 100%
	Transfers	● 100%	● 100%				
	Arrivals	● 99,99%	● 99,99%	● 100%	● 100%	● 100%	● 100%
	HBS	● 99,88%	● 99,89%	● 100%	● 100%	● 100%	● 100%
	SSBD	● 99,12%	● 99,26%				
	CUPPS	● 100%	● 100%	● 100%	● 100%	● 100%	● 100%
	GO	● 100%	● 100%	● 100%	● 100%	● 100%	● 100%
	FIDS	● 100%	● 100%	● 100%	● 100%	● 100%	● 100%
	BOARDING BRIDGES	● 99,98%	● 99,95%	● 99,99%	● 100%		

INFRASTRUCTURE AVAILABILITY

3rd QUARTER 2023

		LIS	LIS	OPO	FAO	FNC	PDL
		PEAK	OFF PEAK				
	BAGGAGE CLAIM						
	First baggage % baggage delivered in x minutes	● 86,45%	● 90,02%	● 79,12%	● 89,55%	● 96,17%	● 94,65%
	Last baggage % baggage delivered in x minutes	● 80,15%	● 84,02%	● 96,49%	● 96,12%	● 98,21%	● 93,11%
	HAND BAGGAGE & PASSENGER SECURITY CONTROL						
	% passengers processed in x min	● 98,37%	● 96,87%	● 97,81%	● 99,36%	● 99,54%	● 98,42%
	PEOPLE MOVERS						
	Escalators	● 98,46%	● 98,73%	● 99,99%	● 99,99%	● 98,29%	
	Travelators	● 98,78%	● 99,81%	● 99,99%	● 100%		
	Elevators	● 96,29%	● 96,50%	● 99,97%	● 100%	● 99,97%	● 100%